

MACP401 series

AIR UNIT (F.R.L.UNIT)

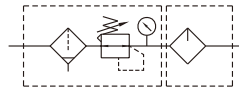


Specification



Option: **MP41**

Symbol



Model	MACP401		
Components	MAFR401, MAL401		
Bore No.	8A	10A	15A
Port size	1/4	3/8	1/2
Medium	Air		
Operating pressure range (*)	0.05~1.5 MPa		
Proof pressure	2 MPa		
Regulated pressure range	Standard type: 0.1~0.85 MPa High pressure type: 0.1~1.5 MPa		
Ambient temperature	- 5~+60°C (No freezing)		
Filter element	Standard: 40µm, Option: 5µm		
Lubricating oil capacity	200c.c		
Min. flow for oil drip	30 l/min	65 l/min	80 l/min
Recommended lubricating oil	Turbine oil ISO-VG32		
Attachment	Pressure gauge (PG-20), L-type bracket		
Weight	1518 g		

* Standard unit contains semi-auto-drain function when operating pressure below 0.05 MPa.

* Choose auto-drain FMRF300, the pressure range is 0.15~1 MPa.

Order example

MACP401- 8A - □ - HA□P - E1 - □ - T8 - □

MODEL

PORT SIZE

8A: 1/4
10A: 3/8
15A: 1/2

EXTERIOR COLOR

Blank: Black & silver
W: Gray & white

(Option)
PRESSURE SWITCH

E1: MP41P-022
E2: MP41P-022-QD
E5: MP41P-042
E6: MP41P-042-QD

* Refer to page 5-12 for MP41.

FILTER ELEMENT

Blank: 40µm
5u: 5µm

(Option)
BY-PASS

T type bracket

Check valve

PORT SIZE

T8: 1/4
T10: 3/8
T15: 1/2

K8: 1/4
K10: 3/8

PORT THREAD

Blank: Rc thread
G: G thread
NPT: NPT thread

(Option) ACCESSORIES

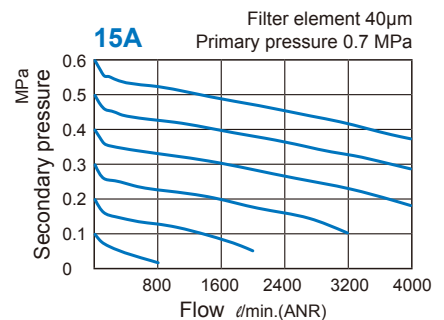
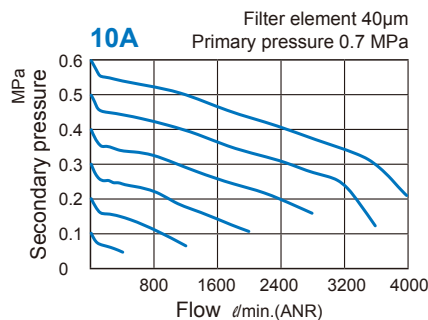
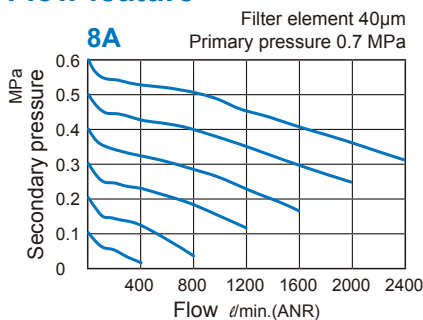
Type	Pressure gauge	Drain valve	Pressure switch
Blank: Standard type	Blank: Pressure gauge (PG-20) C: External pressure gauge (PG-40) + Gauge adapter set (A-MAR401) A: Gauge adapter set (A-MAR401)	Blank: Semi-auto drain D: Auto drain valve (FMRF300)	P: Pressure switch (MPS series)
H: High pressure type	C: External pressure gauge (PG-40) + Gauge adapter set (A-MAR401) A: Gauge adapter set (A-MAR401)	Blank: Semi-auto drain	-

* PG-40 (C), A-MAR302 (A) and MP41 (E*) can not be selected at the same time.

* Specification (W) gauge adapter set (A-MAR302).

* Be sure to use above check valves when redirecting the air flow on the inlet side of the lubricator.

Flow feature

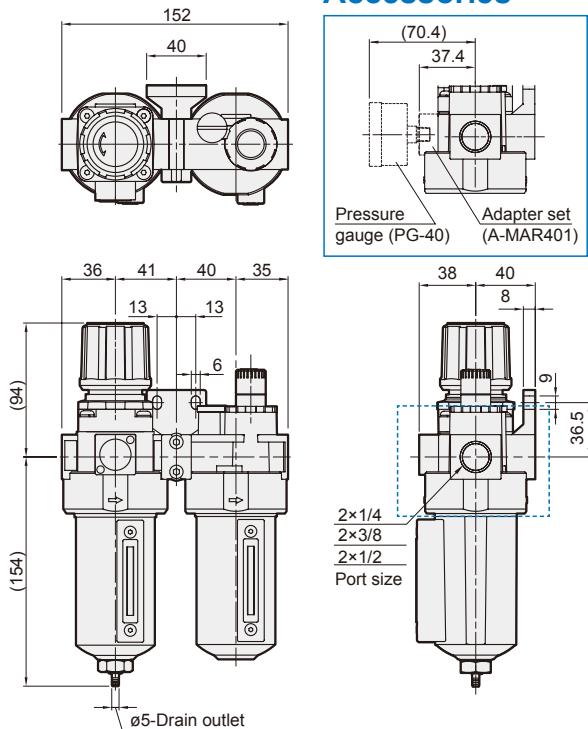


MACP401 Dimensions

AIR UNIT (F.R.L.UNIT)

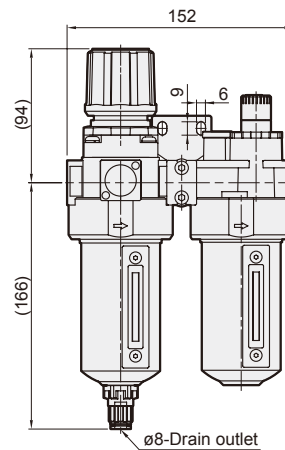


Accessories



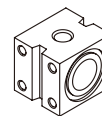
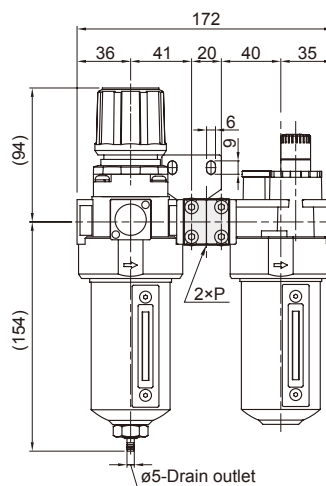
MACP401-D

Auto drain valve



MACP401-T*

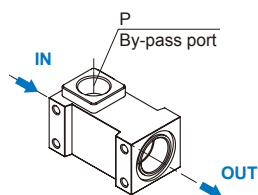
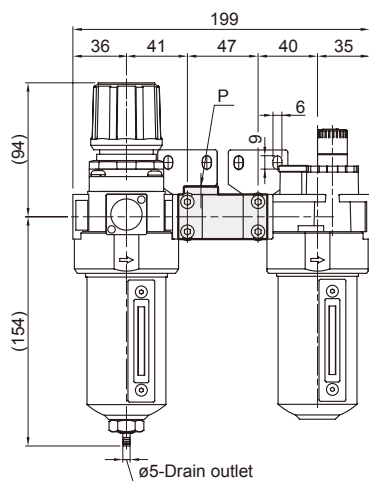
T type bracket



Port Bracket	P
T8	1/4
T10	3/8
T15	1/2

MACP401-K*

Check valve

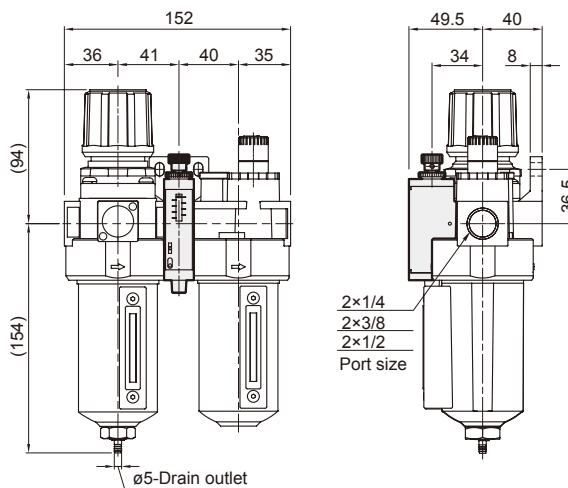


Port Check valve	P
K8	1/4
K10	3/8

* Threads for IN and OUT ports are not machined.

MACP401-P

MPS Series pneumatic pressure switch



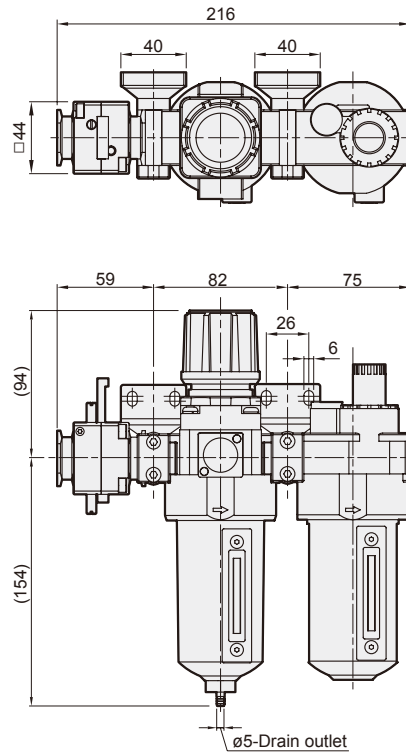
2x1/4
2x3/8
2x1/2
Port size

MACP401-HT With shutoff valve

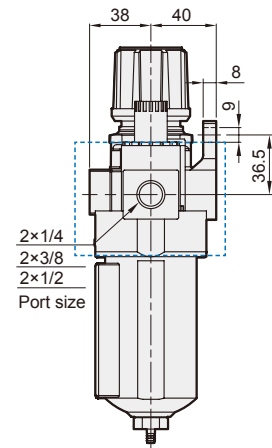
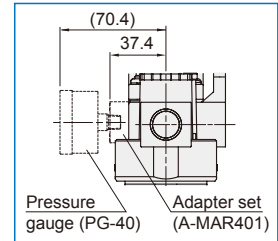


AIR UNIT (F.R.L.UNIT)

mindman



Accessories



Order example

MACP401-8A-□-HA□P-E1-□-HT-□

MODEL

PORT SIZE

8A: 1/4
10A: 3/8
15A: 1/2

EXTERIOR COLOR

Blank: Black & silver
W: Gray & white

(Option)
PRESSURE SWITCH

E1: MP41P-022
E2: MP41P-022-QD
E5: MP41P-042
E6: MP41P-042-QD

* Refer to page 5-12 for MP41.

FILTER ELEMENT

Blank: 40µm
5u: 5µm

SHUTOFF VALVE

HT: MVHT-400-3H

PORT THREAD

Blank: Rc thread
G: G thread
NPT: NPT thread

(Option) ACCESSORIES

Type	Pressure gauge	Drain valve	Pressure switch
Blank: Standard type	Blank: Pressure gauge (PG-20) C: External pressure gauge (PG-40) + Gauge adapter set (A-MAR401) A: Gauge adapter set (A-MAR401)	Blank: Semi-auto drain D: Auto drain valve (FMRF300)	P: Pressure switch (MPS series)
H: High pressure type	C: External pressure gauge (PG-40) + Gauge adapter set (A-MAR401) A: Gauge adapter set (A-MAR401)	Blank: Semi-auto drain	-

* PG-40 (C), A-MAR302 (A) and MP41 (E*) can not be selected at the same time.

* Specification (W) gauge adapter set (A-MAR302).